



THE PRESIDENT'S MANAGEMENT AGENDA

Modernizing Government for the 21st Century



What Is Different?

Government modernization will be rooted in the intersection of transforming technology, data, process, and people rather than working in silos.



Cross Agency Priority (CAP) Goals



IT Modernization



Data,
Accountability and
Transparency



People -
Workforce for the
21st Century



Improving
Customer
Experience



Sharing Quality
Services



Shifting From Low-
Value to High-
Value Work



Category
Management



Results-Oriented
Accountability for
Grants



Getting Payments
Right



Federal IT
Spending
Transparency



Improve
Management of
Major Acquisitions



Modernize
Infrastructure
Permitting

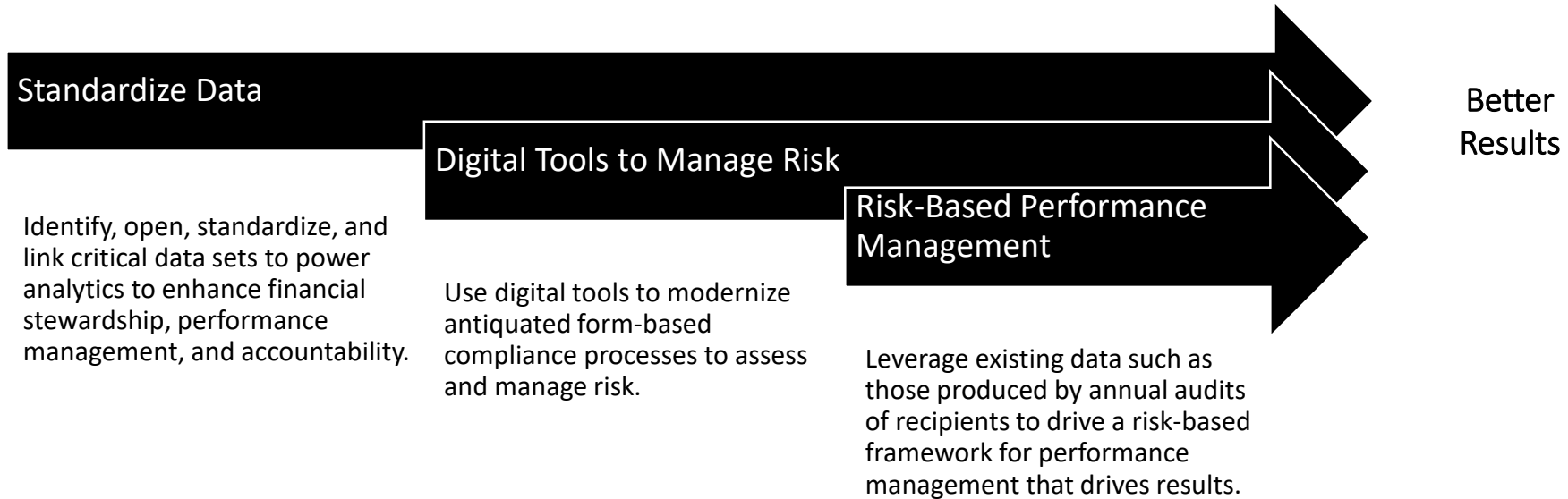


Security
Clearance,
Suitability, and
Credentialing
Reform



Lab-to-Market

Achieving Better Results



Overview – Results Oriented Accountability for Grants



Goal Statement

- Maximize the value of grant funding by applying a risk-based, data-driven framework that balances compliance requirements with demonstrating successful results for the American taxpayer.



Challenge

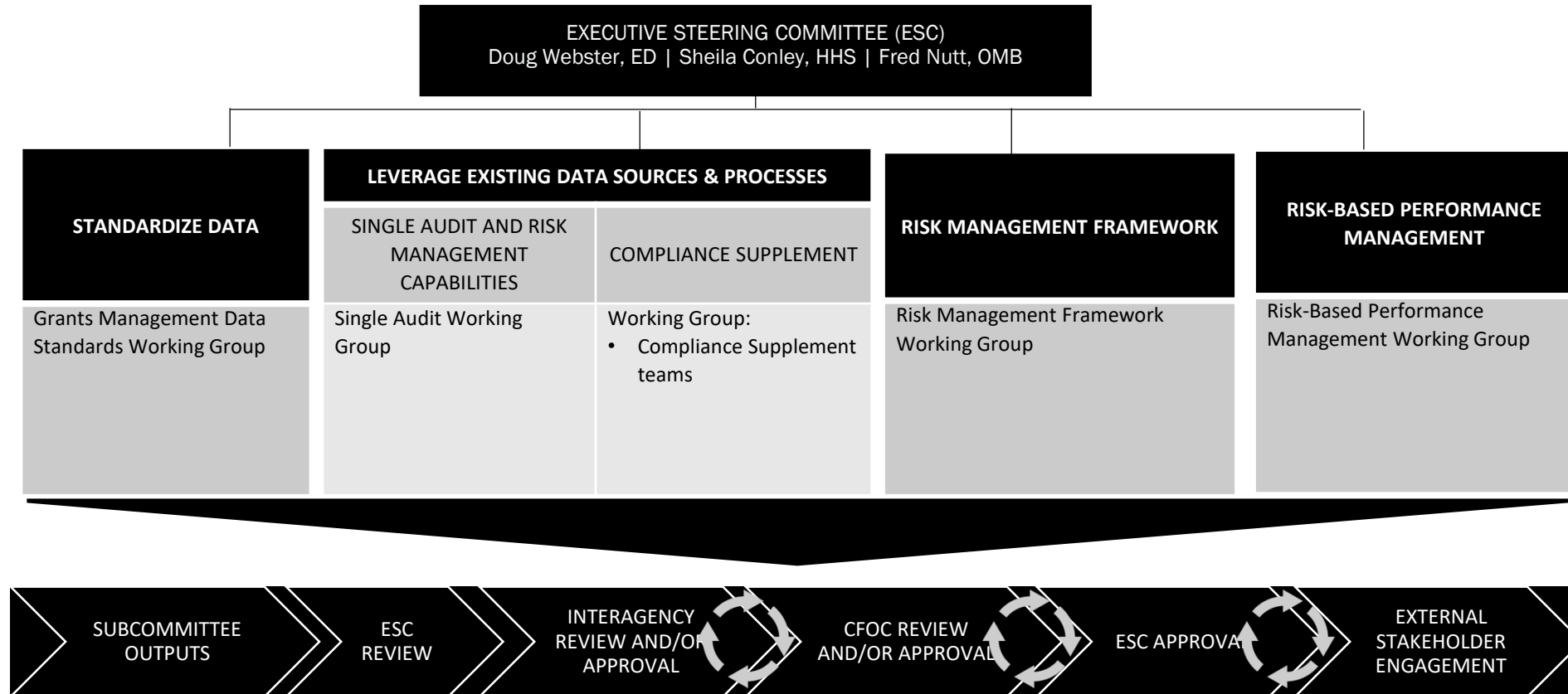
- The Federal government uses grants to invest approximately \$700 billion each year in mission-critical needs for American taxpayers, but managers report spending 40% of their time using antiquated processes to monitor compliance instead of analyzing data to improve results.



Opportunity

- Identify, open, standardize, and link critical data sets to power data analytics to enhance financial stewardship, performance management, and accountability. Use digital tools to modernize antiquated compliance processes. Leverage available data such as those produced by annual audits of recipients to drive a risk-based framework for performance management that drives results.

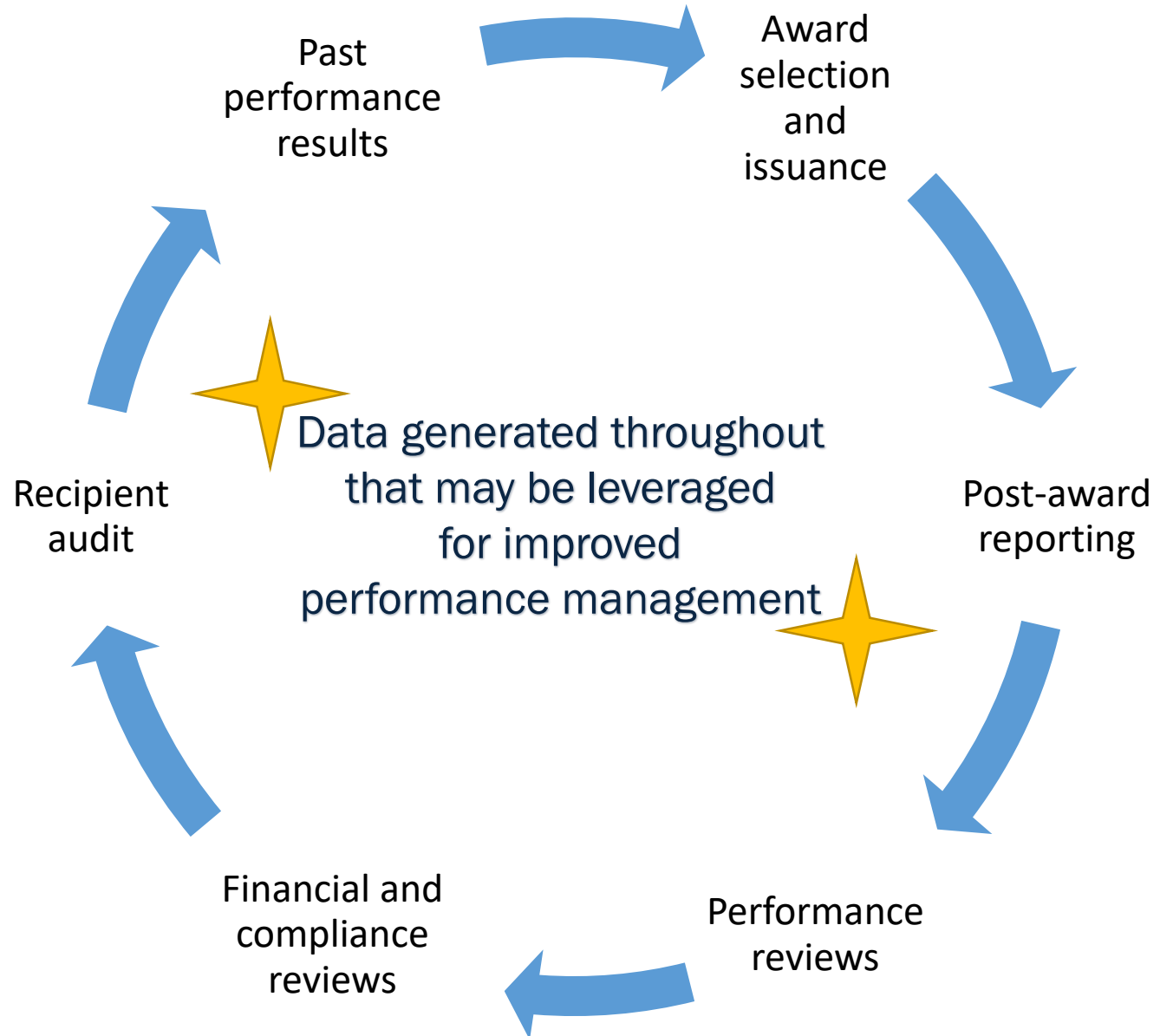
CAP Goal 8: Results-Oriented Accountability for Grants



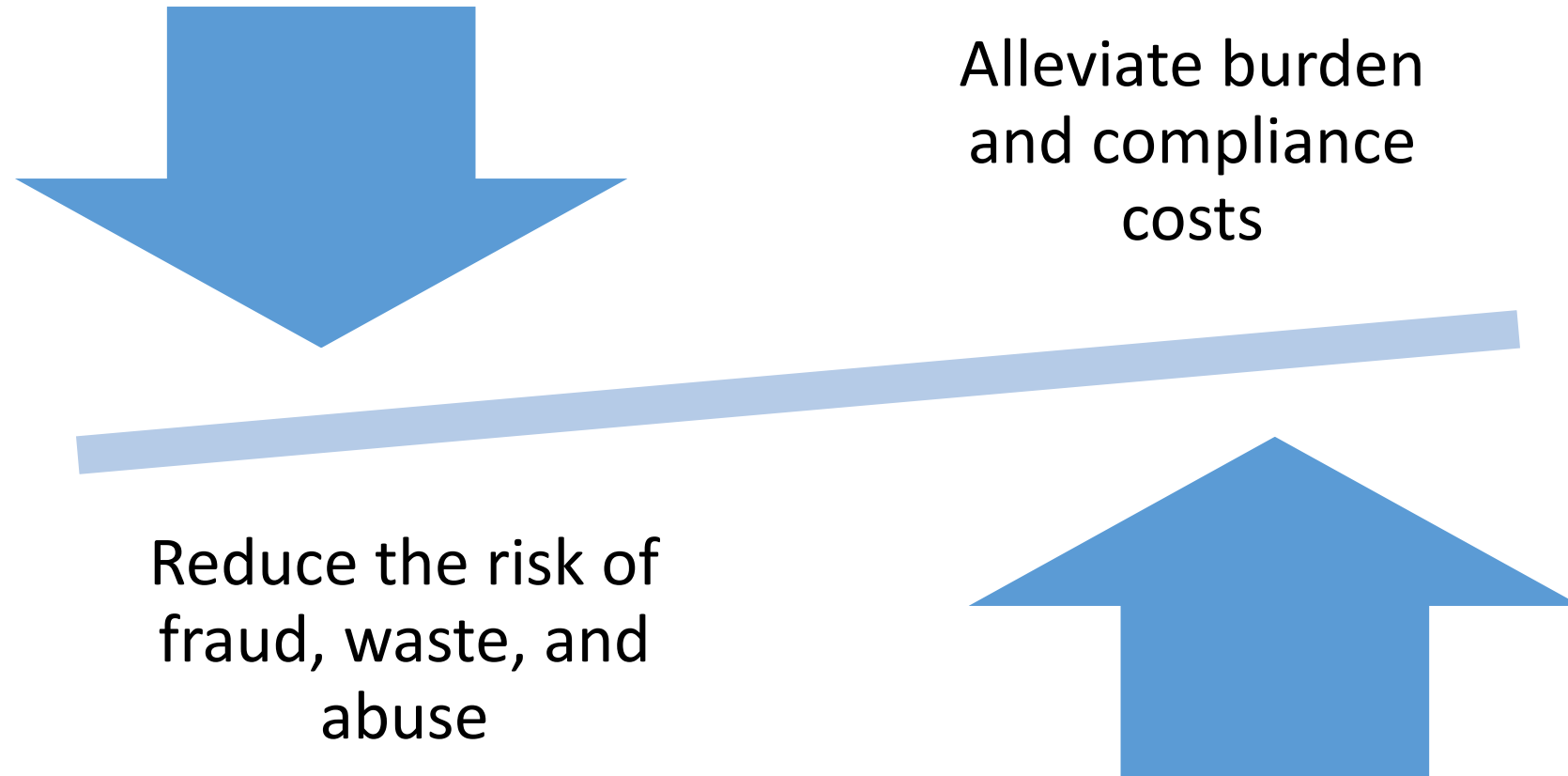
CAP Goal 8: Working Groups

Strategy	Work Group	Expected Output	Expected Accomplishments
1	Standardize Data	Standardized data elements	With standardized data elements, forms could be simplified and standardized across agencies.
2	Single Audit and Risk Management Capabilities	Single audit tool to use across government	A single audit tool for cross-agency use.
3	Compliance Supplement	New and improved compliance supplement	A new and improved compliance supplement will provide the oversight community with improved tools for the single audit.
4	Risk Management Framework	Framework to manage risk	A cross-agency risk management framework would provide the opportunity for agencies that currently don't have the bandwidth to develop a framework to adopt a standardized approach.
5	Risk-Based Performance Management	Risk-based performance management framework	A risk-based performance management framework would enable agencies to tie performance data to a risk-based framework.

A New Risk-Based, Data-Driven Framework



Striking the Right Balance between Historically Competing Goals




Federal Funding Priorities



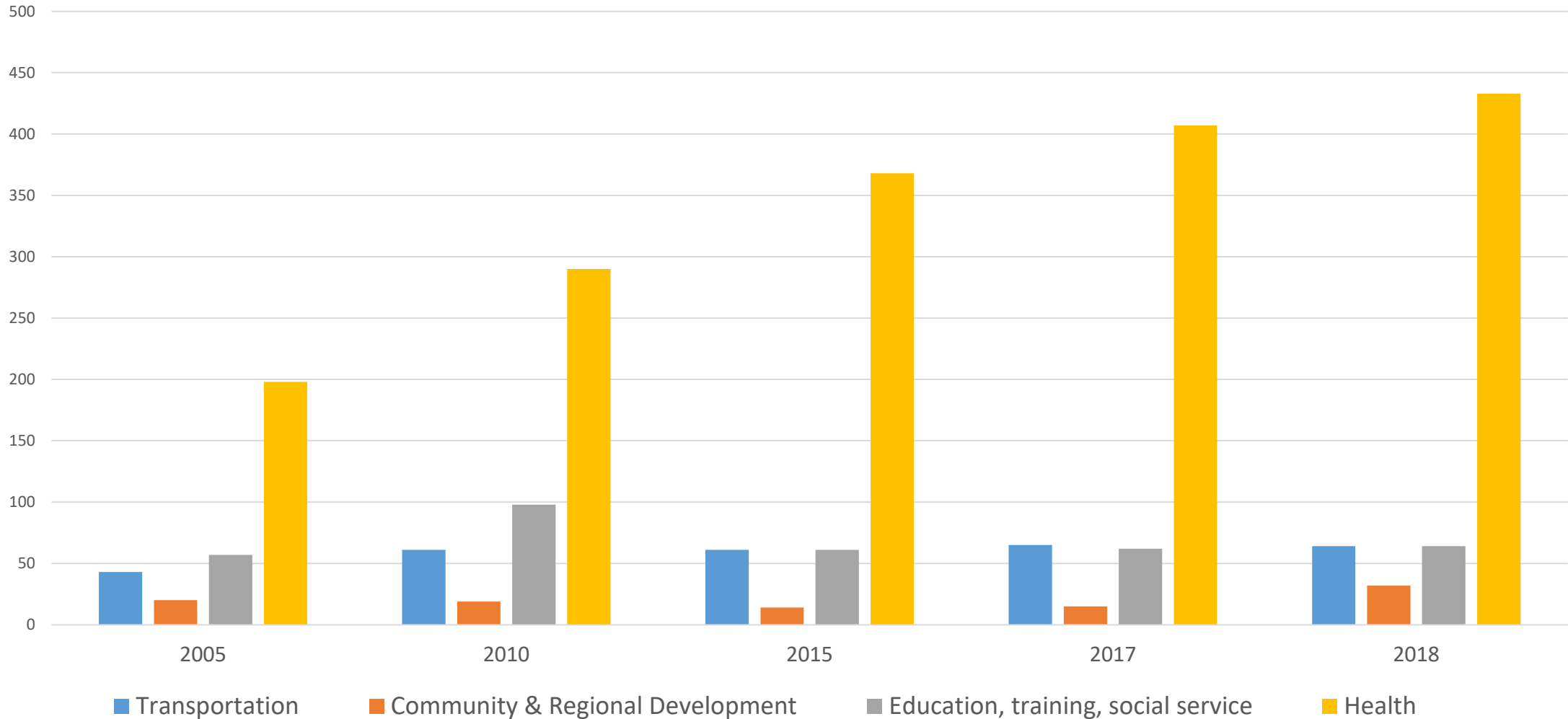


Federal Grants to States

Fiscal Year 1950 *Estimated*
[Includes Proposed Legislation]



Federal Grants to State and Local 2005-2018



M-18-18 – Implementing Statutory Changes to the Micro-Purchase and the Simplified Acquisition Thresholds for Financial Assistance

NDAA 2017

(PL 114-328, Section 217(b))

- Raises micro-purchase threshold to \$10,000 for certain recipients only:
 - IHEs, or related or affiliated nonprofits
 - Nonprofit research orgs
 - Independent research institutes
- Applies to ALL Federal awards
- Effective December 23, 2016
- Can receive a higher level by request to the cognizant agency for indirect costs if:
 - Low risk auditee, or
 - Internal institutional risk assessment, or
 - Consistent with state law for public orgs
- Agencies to implement a process for approval

NDAA 2018

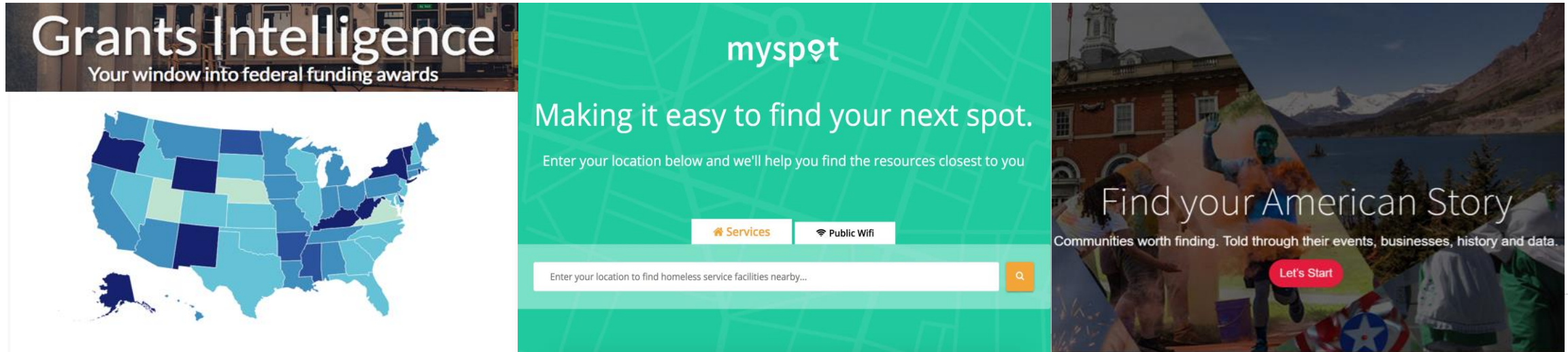
(PL 115-91, Sections 805 and 806)

- Raises micro-purchase threshold to \$10,000 and simplified acquisition threshold to \$250,000 for procurements under the FAR
- Applies to All Federal awards and All recipients
- Effective for procurements when FAR is updated
- OMB granting an exception to the UG to allow use for Federal awards effective upon release date of OMB memo:
 - 2 CFR 200.67 Micro-purchase
 - 2 CFR 200.88 Simplified Acquisition Threshold
- No provision for higher threshold for All recipients

M-18-24 – Strategies to Reduce Grant Recipient Reporting Burden

- Centralized Certifications and Representations
 - System for Award Management to become the central repository for common certs & reps
 - Rolling implementation throughout 2019 as recipients register or renew in SAM
 - Agencies to issue guidance
- Agency Evaluation of Recipient Data
 - Agencies to evaluate systems and other methods used to collect information from recipients to determine duplicative processes
- Adoption of Grants Management Data Standards
 - Agencies to develop plan by April 30, 2019 to that describes strategy to integrate new data standards into current/future systems and to migrate to shared services
- Readiness Assessment
 - OMB to provide tool to agencies to identify systems, resources and policies associated with grants management
 - Tool will evaluate agency system baselines against grants management data standards and maturity expectations

The Opportunity Project



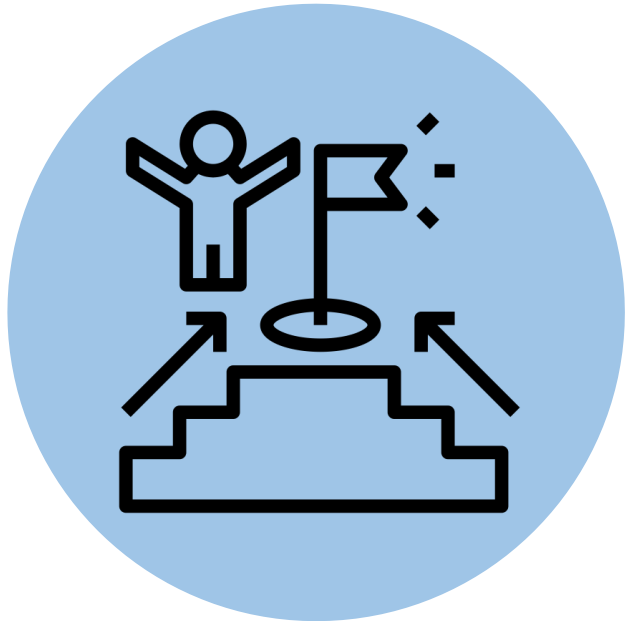
Led by the U.S. Department of Census, The Opportunity Project (TOP) is a government wide, open-innovation initiative that engages the technology industry with government to create data-driven digital products that benefit the public and drive economic growth.



Facilitates
cross-sector
collaboration



Makes government
data more usable and
accessible



Creates impact for
families, communities
and businesses

IMPROVING ACCESS TO AND MANAGEMENT OF FEDERAL GRANTS

- **Challenge:** Develop tools that expand on existing systems to help grant recipients manage the entire grants lifecycle, helping grant managers and recipients search for opportunities, streamline reporting, and assess risks.
- **Target Audience:** Grant managers and recipients
- **Potential Data Sources:** [USASpending.gov](https://www.usaspending.gov), [SAM.gov](https://sam.gov)
- **Technology Teams:** eCivis, REI Systems, USAFACTS



INCREASING GOVERNMENT ACCOUNTABILITY BY CONNECTING FEDERAL SPENDING AND PERFORMANCE DATA

- **Challenge:** Develop public facing tools that link federal spending and performance (or outcome) data to provide comprehensive insight into the use of federal taxpayer dollars across programs.
- **Target Audience:** Engaged citizens seeking clear information
- **Potential Data Sources:** [USASpending.gov](https://www.usaspending.gov), [Performance.gov](https://www.performance.gov)
- **Technology Teams:** eCivis, REI Systems, USAFACTS




The CFDA Home Page - New

CFDA.gov has moved here and is now called Assistance Listings ✕

All CFDA.gov functionality and data can now be found on beta.SAM.gov. Visit our Learning Center to learn more about the transition.


[More alerts](#) ⊕

 ☰ 🔍 🔔 [Sign in](#) [Sign up](#)

All Domains ▾ I'm looking for.. ✕ [Search](#)

Welcome

This will be the official U.S. government website for people who make, receive, and manage federal awards.



The CFDA System – Public Search

Federal Organizations

Search Federal Organizations

[Search](#) [Advanced](#)

Department/Ind. Agency

- Administrative Conference of the U. S.
- Administrative Office of the U.S. Courts
- Advisory Commission on Electronic Commerce
- Advisory Council on Historic Preservation
- Agency for International Development
- Agriculture, Department of
- American Battle Monuments Commission

Department/Ind. Agency
INTERIOR, DEPARTMENT OF THE

Special Supplemental Nutrition Program for Women, Infants and Children; Nutrition Education Innovations

These awards enable Food and Nutrition Service (FNS) to enter into grants and cooperative agreements with States and local governments, universities, ...

Department/Ind. Agency
AGRICULTURE, DEPARTMENT OF

Professional and Cultural Exchange Programs - Citizen Exchanges

Last Date Modified
Apr 28, 2018

Type Of Assistance
B - Project Grants (Discretionary)

Assistance Listing

CFDA Number
10.586

Funded
Yes

Last Date Modified
Sep 18, 2017

Type Of Assistance
B - Cooperative Agreements, Z - Salaries and Expenses

Assistance Listing

CFDA Number
19.415

USAspending.gov

In 2017, the government spent **\$3.98 trillion.**¹

Curious to see how this money was spent? We hope so — we've opened the conversation around federal spending and provide the tools to help you navigate the budget from top to bottom.



FEATURED CONTENT

Discover the Data Lab

Data visualizations to help you understand government spending. See what our data can do.

[Visit the Data Lab](#)

Tour the New USAspending.gov

We have a new look with more data than ever before. Take a quick tour of the new site.

[Watch the Video](#)

New! - Recipient Profiles

Find insights into each recipient with the tools and summaries found in our new Recipient Profile pages.

[Explore Recipient Profiles](#)

USAspending.gov - State Profiles



Maryland

Note: All data on this page is based on Primary Place of Performance.

Total Awarded Amount
\$64.6 Billion
from 101,677 prime awards

Details ⓘ

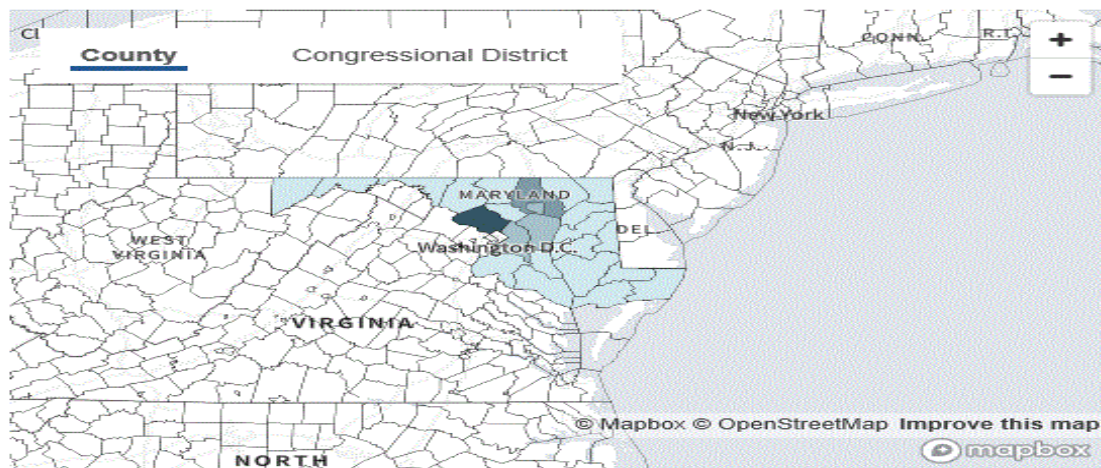
Population	6,052,177 (2017 est.)
Awarded Amount Per Capita	\$10,666
Median Household Income	\$78,945 (2016 est.)

Award Breakdown



Award Type	Amount	Count
Contracts	\$28.7B	76,710
Direct Payments	\$21.3B	9,038
Grants	\$13.6B	7,431
Other Financial Assistance	\$985.4M	4,919
Loans	\$20.1M	3,579

Primary Place of Performance



Stay Connected

- Join the new Grants Community of Practice:
<https://digital.gov/communities/grants>
- Check out the President's Management Agenda (PMA) website for quarterly updates: www.performance.gov
- Join the new grants community of practice listserv:
<https://digital.gov/communities/results-oriented-accountability-for-grants/>
- Follow the PMA on Twitter: @PerformanceGov
- Follow the Chief Financial Officer's Council: www.CFO.gov
- Opportunity.Census.Gov